

Micha Contactor Assemblies consist of a contactor fitted with a mounting bracket and a connection PCB, which includes an indicator LED, a fly-back diode, and a three way plug & socket connection terminal. (Max cable: 1.5mm²)

Four mounting styles and two polarity configurations are available:

- | | |
|---|--|
| 1. L Bracket V – single bracket, vertical mounting | a. Type N – Connection PCB on Negative side |
| 1. L Bracket H – single bracket, horizontal mounting | b. Type P – Connection PCB on Positive side |
| 2. LL Bracket – double 'L'-shaped bracket | |
| 3. TH Bracket – Top Hat bracket | |

The following assemblies are currently available:

Part No	Description	Contacts	Max Current	Max Voltage	Weight
601 973	Contactor Assembly L-Bracket V Type-P	N/C	100A N/C	30VDC	0.4kg
601 974	Contactor Assembly L-Bracket V Type-N	N/C	100A N/C	30VDC	0.4kg
602 015	Contactor Assembly L-Bracket H Type-P	N/C	100A N/C	30VDC	0.4kg
602 016	Contactor Assembly L-Bracket H Type-N	N/C	100A N/C	30VDC	0.4kg
601 993	Contactor Assembly TH-Bracket Type-P	N/C	150A N/C	30VDC	0.7kg
601 994	Contactor Assembly TH-Bracket Type-N	N/C	150A N/C	30VDC	0.7kg
601 985	Contactor Assembly L-Bracket V Type-P	N/O	150A N/O	30VDC	0.7kg
601 986	Contactor Assembly L-Bracket V Type-N	N/O	150A N/O	30VDC	0.7kg
602 005	Contactor Assembly TH-Bracket Type-P	N/C	250A N/C	30VDC	3.5kg
602 006	Contactor Assembly TH-Bracket Type-N	N/C	250A N/C	30VDC	3.5kg

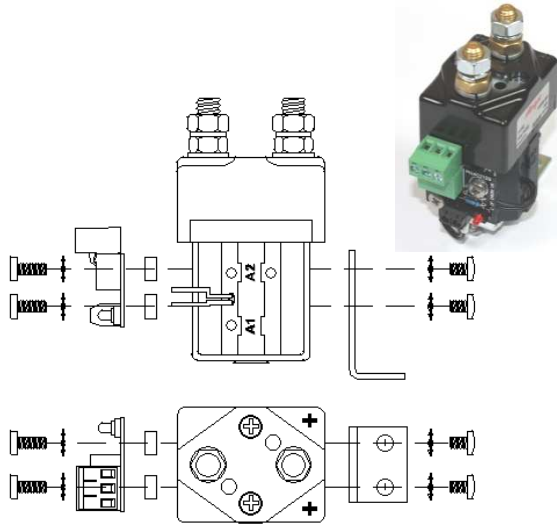
The above part numbers replace previous versions as listed below:

<u>New PN</u>	<u>Replaces PN</u>	<u>Original Description</u>
601 793	601 457	Contactor Assembly SW85-261 Type B
	601 459	Contactor Assembly SW85-261 Type D
601 794	601 456	Contactor Assembly SW85-261 Type A
	601 458	Contactor Assembly SW85-261 Type C
601 993	601 906	Contactor Assembly SW185-171 Type E
601 994	601 907	Contactor Assembly SW185-171 Type F
601 985	601 469	Contactor Assembly SW180-1211 Type B
	601 471	Contactor Assembly SW180-1211 Type D
601 986	601 468	Contactor Assembly SW180-1211 Type A
	601 470	Contactor Assembly SW180-1211 Type A
602 005	601 964	Contactor Assembly SW210F-268 Type E
602 006	601 965	Contactor Assembly SW210F-268 Type F

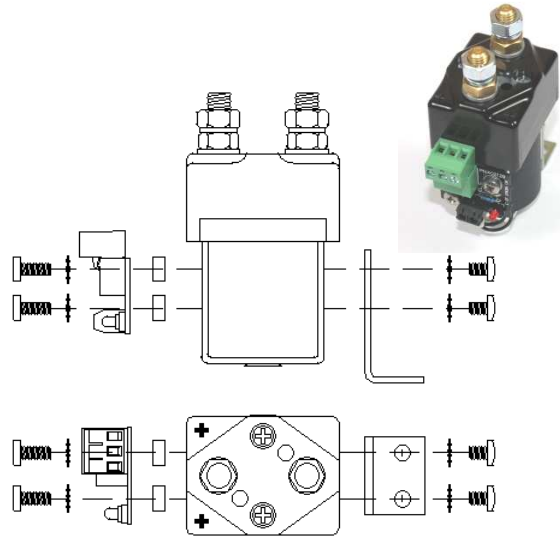
Other variations will become available in the future.



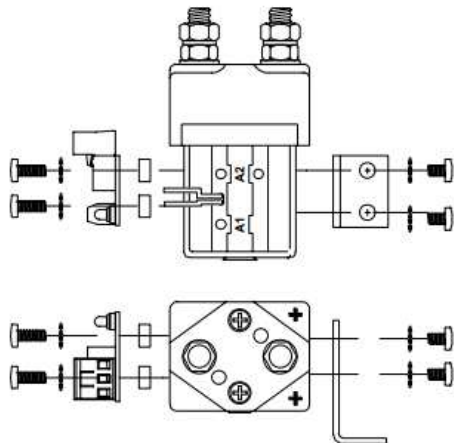
L- Bracket V Type-N
(PCB Mounted on Negative Side)



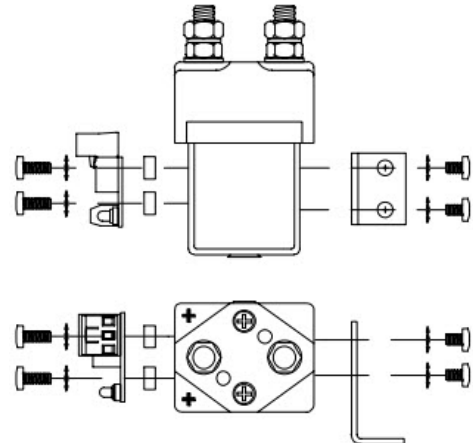
L-Bracket V Type-P
(PCB Mounted on Positive Side)



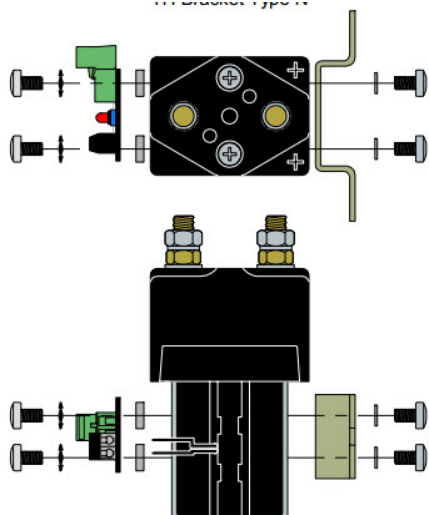
L- Bracket H Type-N
(PCB Mounted on Negative Side)



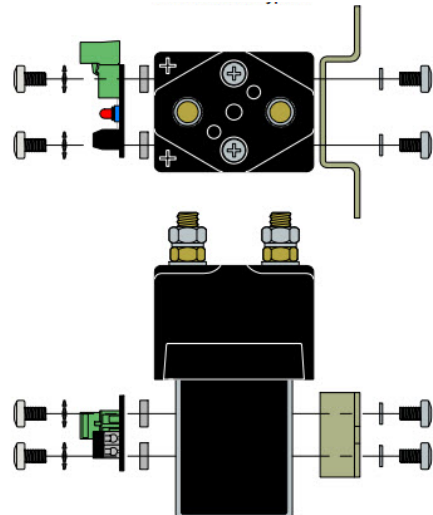
L-Bracket H Type-P
(PCB Mounted on Positive Side)



TH Bracket Type-N
(PCB Mounted on Negative Side)



TH Bracket Type-P
(PCB Mounted on Positive Side)



Examples:



Types 601973/4



Types 601993/4



Types 602015/6